




**REGIONS  
& CITIES**

**European Week  
Brussels 7-10 October 2019**



**#EUREGIONSWeek**



**Regions and cities, pillars of the EU's future**



Workshop 09WS459

# Measuring social progress in European regions and cities

Kohezijska regija Vzhodna Slovenija / Cohesion Region Eastern Slovenia

Peter Medved, Secretary of the Development Council of Cohesion Region  
Eastern Slovenia

Brussels, 9 October 2019



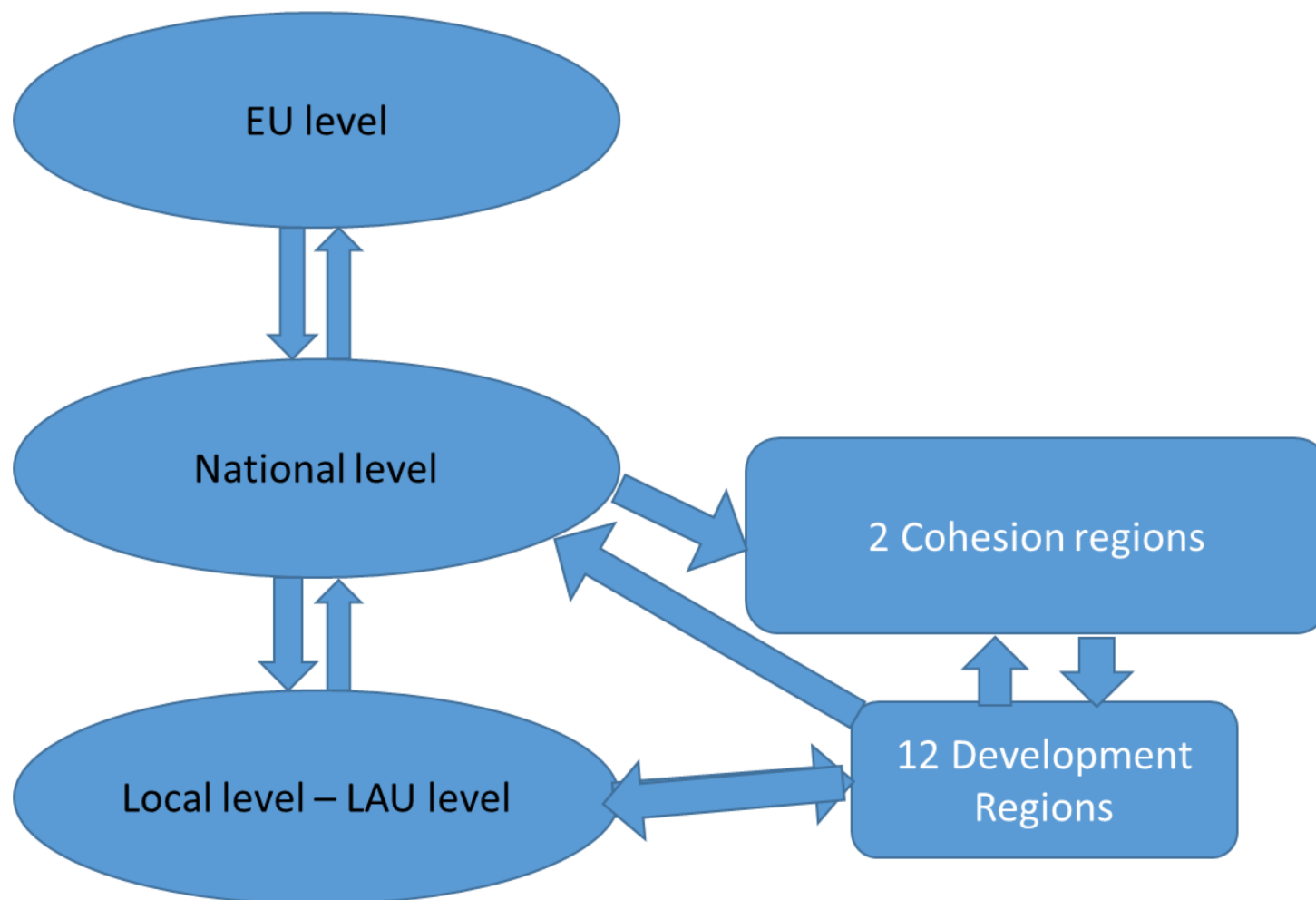
**REGIONS  
& CITIES**

European Week  
Brussels 7-10 October 2019



DEVELOPMENT COUNCIL  
OF COHESION REGION  
VZHODNA SLOVENIJA

## Administrative division of Slovenia in case of (EU Cohesion Policy) development





REGIONS  
& CITIES

European Week  
Brussels 7-10 October 2019



DEVELOPMENT COUNCIL  
OF COHESION REGION  
VZHODNA SLOVENIJA

Vir:  
Služba Vlade RS za razvoj in  
evropsko kohezijsko politiko

Kohezijski eKotiček,  
št. 78, maj 2015

<http://www.eu-skladi.si/kohezija-do-2013/za-medije/novice-in-sporocila-za-javnost/e-novice/kohezija-e-koticek/>

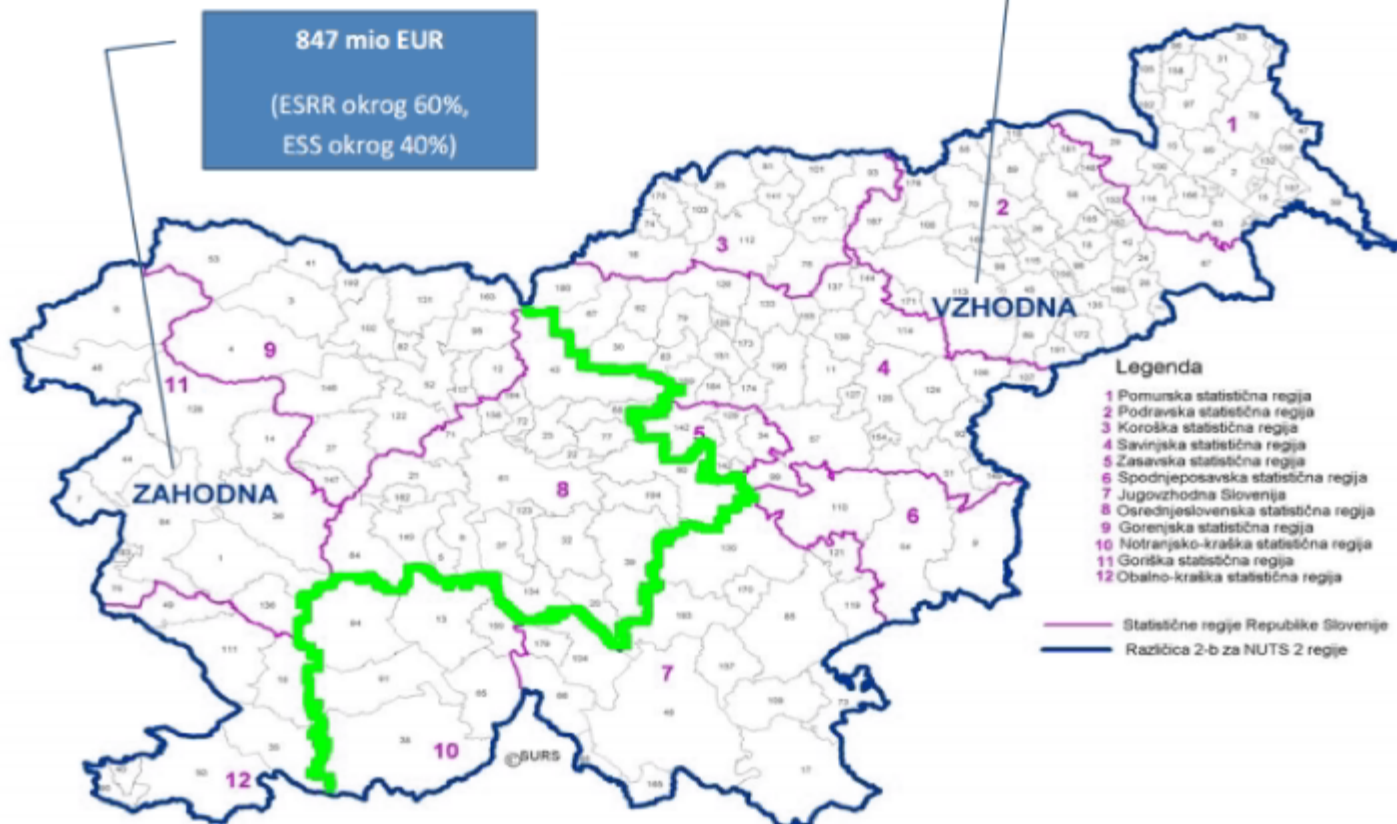
Evropska kohezijska politika 2014-2020  
(delitev sredstev)

847 mio EUR

(ESRR okrog 60%,  
ESS okrog 40%)

1.260 mrd EUR

(ESRR okrog 70%,  
ESS okrog 30%)



www.eu-skladi.si

5/2015

1





**REGIONS  
& CITIES**

European Week  
Brussels 7-10 October 2019

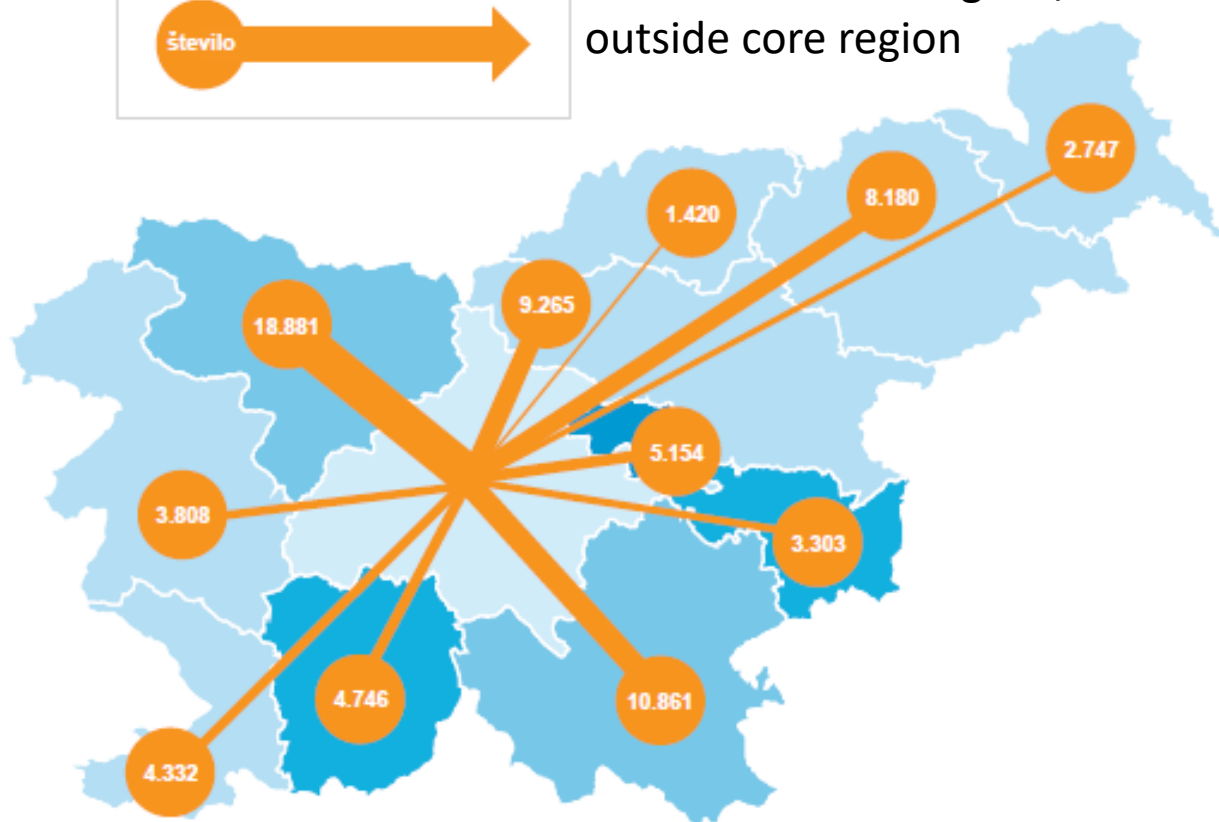


DEVELOPMENT COUNCIL  
OF COHESION REGION  
**VZHODNA SLOVENIJA**

Delovni migranti, ki delajo v  
osrednjeslovenski statistični regiji

število

Number of daily migrants working in  
Centralslovenian region / % of daily migrants  
outside core region



Delovni migranti (brez kmetov), ki delajo zunaj regije prebivališča (%)

9 ali manj 10–19 20–29 30–39 40 ali več



**REGIONS  
& CITIES**

**European Week**  
Brussels 7-10 October 2019



**DEVELOPMENT COUNCIL  
OF COHESION REGION  
VZHODNA SLOVENIJA**

Samooocena zadovoljstva z življenjem (0–10)



6,4–6,5



6,6–6,7

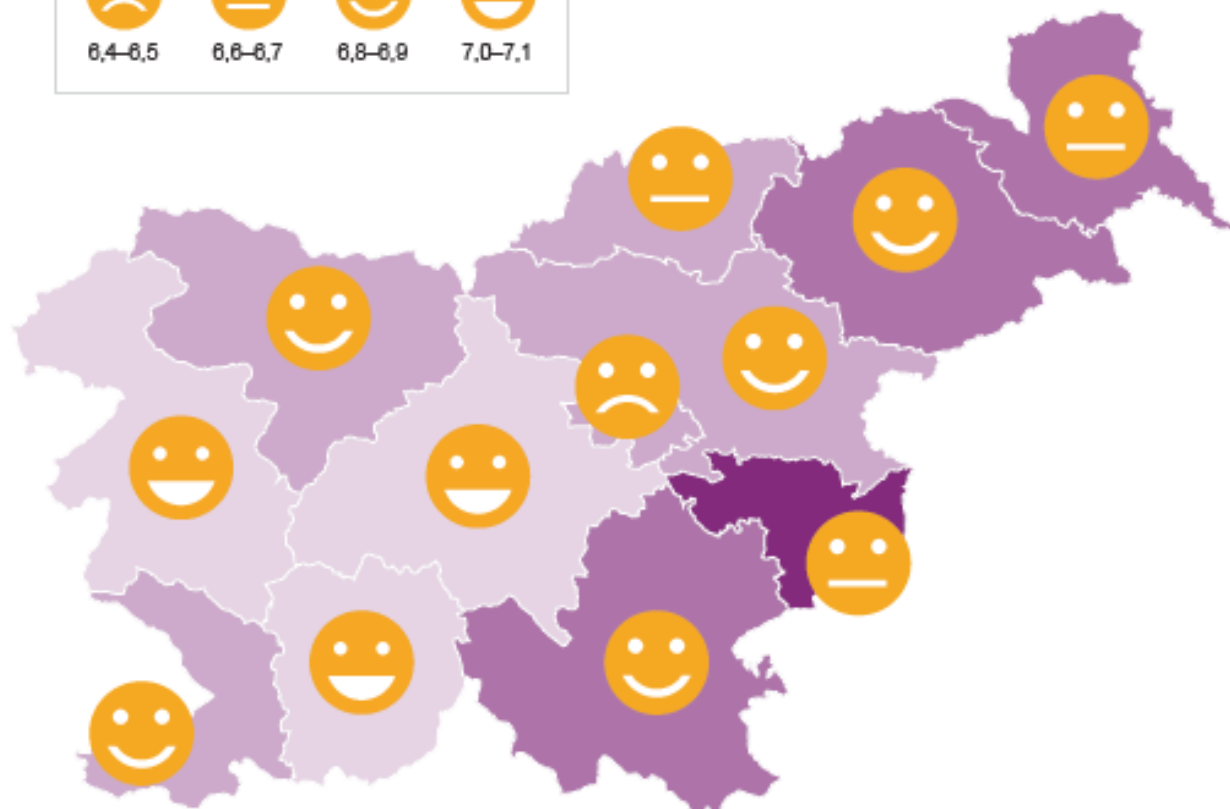


6,8–6,9



7,0–7,1

Self-assessment with life satisfaction



Persons below poverty line in %

Osebe pod pragom tveganja revščine (%)

10–12

13–15

16–18

19–20



REGIONS  
& CITIES

European Week  
Brussels 7-10 October 2019



DEVELOPMENT COUNCIL  
OF COHESION REGION  
VZHODNA SLOVENIJA

EU Regional Social Progress Index 65.76 161/272  
GDP PPP per capita (2011) €17,700 209/272

Vzhodna Slovenija



### Basic Human Needs

Score 77.41 Rank 167

#### Nutrition and Basic Medical Care

Score 84.71 Rank 115

Mortality rate before age 65  
Infant mortality  
Unmet medical needs  
Insufficient food

#### Water and Sanitation

Score 76.38 Rank 203

Satisfaction with water quality  
Lack of toilet in dwelling  
Uncollected sewage  
Sewage treatment

#### Shelter

Score 65.95 Rank 166

Burdensome cost of housing  
Satisfaction with housing  
Overcrowding  
Lack of adequate heating

#### Personal Safety

Score 83.46 Rank 74

Homicide rate  
Safety at night  
Traffic deaths

### Foundations of Wellbeing

Score 64.38 Rank 129

#### Access to Basic Knowledge

Score 80.95 Rank 73

Secondary enrolment rate  
Lower secondary completion only  
Early school leaving

#### Access to Information and Communications

Score 62.33 Rank 130

Internet at home  
Broadband at home  
Online interaction with public authorities

#### Health and Wellness

Score 62.29 Rank 199

Life expectancy  
General health status  
Premature deaths from cancer  
Premature deaths from heart disease  
Unmet dental needs  
Satisfaction with air quality

#### Environmental Quality

Score 44.75 Rank 143

Air pollution-pm10  
Air pollution-pm2.5  
Air pollution-ozone  
Pollution, grime or other environmental problems  
Protected land (Natura 2000)

### Opportunity

Score 56.32 Rank 177

#### Personal Rights

Score 27.87 Rank 255

Trust in the political system  
Trust in the legal system  
Trust in the police  
Quality and accountability of government services

#### Personal Freedom and Choice

Score 74.51 Rank 104

Freedom over life choices  
Teenage pregnancy  
Young people not in education, employment or training  
Corruption

#### Tolerance and Inclusion

Score 63.56 Rank 189

Impartiality of government services  
Tolerance for immigrants  
Tolerance for minorities  
Attitudes toward people with disabilities  
Tolerance for homosexuals  
Gender gap  
Community safety net

#### Access to Advanced Education

Score 66.17 Rank 115

Tertiary education attainment  
Tertiary enrolment  
Lifelong learning

● Underperforming ○ Less than one point under neutral ● Neutral ○ Less than one point over neutral ● Overperforming ○ No data

Strengths and weaknesses are relative to 15 regions of similar GDP per capita: Jihoripod, Dolnosleskie, Peloponnisos, Zápédné Slovensko, Voreio Aigaiio, Cornwall and Isles of Scilly, Extremadura, Maraviskoslezsko, Révénien, Basilicata, Alentejo, Strední Cechy, Kentríkí Makedonia, Slaskie, Puglia



**REGIONS  
& CITIES**

**European Week**  
Brussels 7-10 October 2019




DEVELOPMENT COUNCIL  
OF COHESION REGION  
VZHODNA SLOVENIJA

## **Pros and cons, future usefulness**

- **Availability of time series**
- **Comparability with other regions, state and EU level**
- **Recognition of different ways of progress measurement (not only economic indexes and data)**
- **Measures regional output, is result of all policy levels**
- **a tool to co-prioritise regional/national social policy**





Thank you for your attention

Peter Medved  
[peter.medved@gov.si](mailto:peter.medved@gov.si)