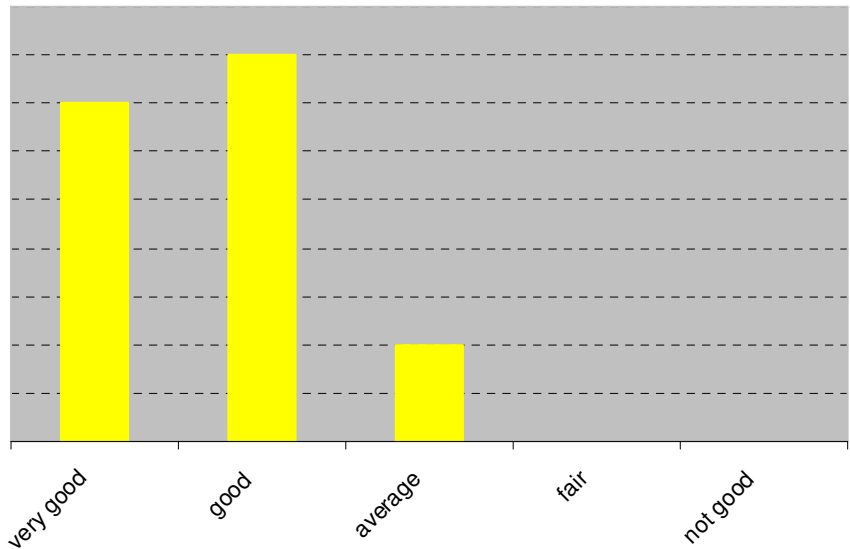


Evaluation SOQUA Summer School 2012 on Social Innovation

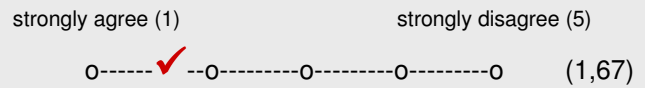
Location: Vienna, Conference Centre Schönbrunn
 Date: July 9 - 13, 2012
 Participants: 22
 Feedbacks: 18

**Fig. 1:
Overall the Summer School was...**




Detailed results of feedback (arithmetic mean):

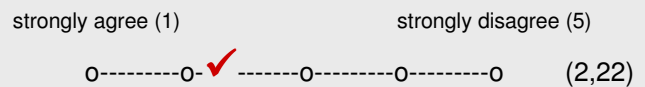
The objectives of the summer school have clearly been communicated.



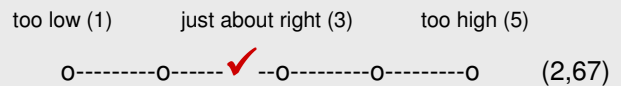
The summer school has deepened my knowledge in the topic.



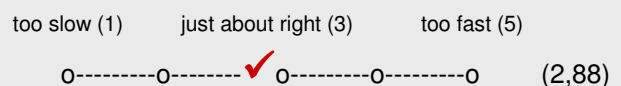
I can put into practice the knowledge I gained at the summer school.




For me personally, the requirements made during the summer school were...




For me personally, the working speed was...




The bibliographic references and links to internet sources enable for deepening the subject matter on my own.




The summer school has stimulated my interest in the topic.



Questions and contributions from participants were promptly and competently answered.




How do you rate the working atmosphere of the Summer School?




How do you rate the following sessions?


Keynote and Topical areas in need for social Innovations (Hochgerner, Flecker, Ogris, Schuch, Scopetta)




Social innovation in social science (Howaldt, Domanski)




Social innovation in the private sector (Social enterprises; Schön, Ecker)




Social innovation in the private sector (for-profit business; Kesselring, Neumer)




Social innovation in the public sector (Eikers, Marschalek)



Social innovation in the civil society sector (Holoher-Ertl, Marschalek, Scoppetta)



International trends and strategies (Hochgerner, Feher, Millard, Karzen, Satrustegui, Brodhead)



Workshops with agents of social innovation projects (SozialMarie)




Table 1: Rating of all inputs to the various sessions

	INPUTS								Total
	key note/ topical areas	social innovation in science	social innovation in private sector (social enterprises)	social innovation in private sector (for-profit business)	social innovation in public sector	social innovation in civil society sector	international trends and strategies	Workshops (SozialMarie)	
Very good	8 44,4 %	3 16,7 %	6 33,3 %	7 38,9 %	14 77,8 %	8 44,4 %	8 44,4 %	15 83,3 %	69 47,9 %
Good	6 33,3 %	8 44,4 %	6 33,3 %	4 22,2 %	4 22,2 %	5 27,8 %	3 16,7 %	1 5,6 %	37 25,7 %
Average	2 11,1 %	2 11,1 %	2 11,1 %	3 16,7 %	0 0,0 %	3 16,7 %	1 5,6 %	1 5,6 %	14 9,7 %
Fair	0 0,0 %	1 5,6 %	1 5,6 %	3 16,7 %	0 0,0 %	0 0,0 %	0 0,0 %	0 0,0 %	5 3,5 %
Not good	0 0,0 %	2 11,1 %	0 0,0 %	0 0,0 %	0 0,0 %	0 0,0 %	0 0,0 %	0 0,0 %	2 1,4 %
Not specified	2 11,1 %	2 11,1 %	3 16,7 %	1 5,6 %	0 0,0 %	2 11,1 %	6 33,3 %	1 5,6 %	17 11,8 %
Total	18 100,0 %	18 100,0 %	18 100,0 %	18 100,0 %	18 100,0 %	18 100,0 %	18 100,0 %	18 100,0 %	144 100,0 %

Fig.: Rating of all inputs to the various sessions

